



Travel By Danielle  
The Inclusive TA

Crafting Personalized Adventures,  
One Journey at a Time

**Embarkation**

**Day Guide:**






**Your Stress-**

**Free Start to**

**Cruise Day!**

# Pre-Departure Checklist

(1-2 Days Before)

-  Arrive in port city 1 day early
-  Complete online check-in with cruise line
-  Download cruise app (for maps, schedules, reservations)
-  Print luggage tags (or have them ready digitally if allowed)
-  Pack carry-on with essentials (see list below!)




# Embarkation Day Tips

## The More You Know







### Best Arrival Time

- Boarding starts: ~11:00 AM
- Peak crowds: 1:00–2:30 PM
- Sweet spot: Arrive between 11:30 AM and 12:30 PM

### Pro Tips:

-  **The ship won't wait** – always arrive early
-  **Meet your room steward early** – they're your cruise MVP
-  **Celebrate Day 1** – don't rush, you've got all week

### Day-of Tips

-  Have documents handy at check-in
-   Pack your patience – lines happen
-  Take pics of bags and boarding passes
-  Cabins not ready immediately – explore the ship!
-  Locate key spots: dining areas, pools, spa, kids' club

# Onboard Action

## The More You Know









### Carry-On Packing List

(DO NOT check these!)

- Passport & boarding documents
- Medications + travel insurance info
- Phone, charger, earbuds
- Travel-size toiletries & makeup
- Change of clothes + swimsuit
- Snacks & a refillable water bottle
- Photo of checked luggage (in case it gets lost)
- Valuables (jewelry, electronics, etc.)



### Once On Board: Your To-Do List

-  Drop off carry-on in cabin (or with concierge)
-  Grab lunch (buffet will be busy – look for quieter cafés)
-  Visit the spa for tours, raffles & Day 1 discounts
-  Register kids for youth clubs
-  Make show/excursion reservations
-  Head to sail-away party and soak it all in!

# ALL ABOARD!!

## The Insider's Guide to a Flawless Embarkation Day!



Skip the chaos, pack like a champ, and kick off your cruise with style (and snacks).



### The Morning Rush: What to Expect



Boarding Basics:

- Most ships begin boarding between 11:00 AM and 1:00 PM.
- Crowds peak just after lunch
- SWEET SPOT: Between 11:30-12:30



### What to Wear (and Pack in Your Carry-On)

- Medications & important documents
- Phone, charger, headphones
- Change of clothes & swimwear
- Toiletries & cosmetics (TSA-sized!)
- Small snacks & water bottle
- Valuables (jewelry, electronics, etc.)

### 6 Embarkation Day Must-Dos

1. Check out the Spa
2. Find a Quiet Lunch Spot
3. Check Out Your Cabin
4. Set Up In Kids' Clubs
5. Explore Your Ship
6. Find Sail Away Spot

